

Early PGR Drench Applications On Poinsettias

A new technique to inhibit stem extension of poinsettia is to apply an early, low-dose PGR drench. This article will compare the efficacy of low-dose and early drench applications of paclobutrazol on poinsettia crops.

By Roberto Lopez
and Erik Runkle



When applying plant growth regulators, growers need to be sure to use the most appropriate application method and chemical rate.

Believe it or not, it's already time to begin thinking about height-control options for your poinsettia crops. Today's poinsettia growers have many plant growth retardants (PGRs) and application methods to choose from to control height. Many growers wait until their crops are too tall to apply a PGR. Late applications of PGRs to poinsettias can delay anthesis and also reduce bract size. Fortunately, growers now have chemical products that can counteract PGR blunders. Fascination (Valent USA

Corp.) and Fresco (Fine Americas, Inc.) can be used to increase plant height and promote bract expansion, especially on plants that have reduced bract size from an excessive or late growth retardant application. However, hopefully PGRs are applied correctly and at desirable rates so stem extension does not need to be promoted.

A new technique to inhibit stem extension of poinsettia is to apply an early, low-dose PGR drench. A PGR drench is the application of a volume of solution to the media so the active ingredient is primarily absorbed by the roots. ♦

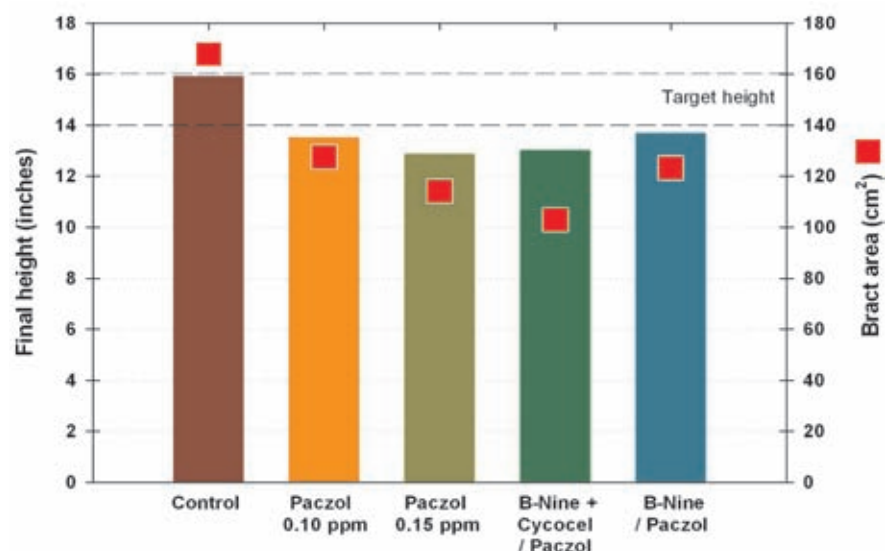



Figure 1. The effects of PGR treatments on plant height and bract area of poinsettia 'Freedom Red' at anthesis. Paczol was applied as a media drench; B-Nine + Cycocel (1,250 + 750 ppm) and B-Nine (2,500 ppm) were applied as foliar sprays and treatments were followed by a Paczol drench at 0.10 ppm.

The Equipment Has Landed

and your automation specialist has been identified.
Bouldin & Lawson provides quality automated equipment to
increase your productivity and efficiency.



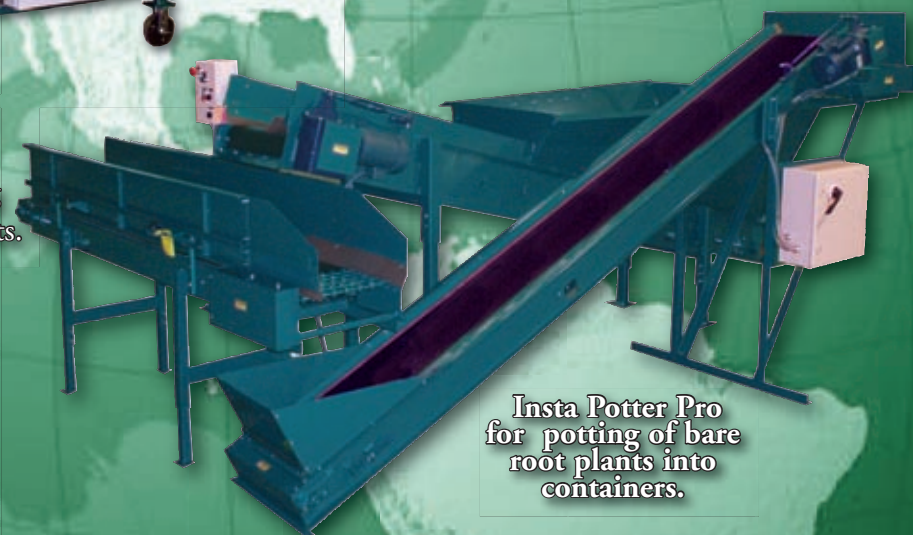
- Potting
- Transplanting
- Conveying
- Soil Mixing
- Bagging
- Flat Filling



131 PRO Flat and
Pot Filling System,
for plug flats, hanging
baskets, and nursery pots.



Maxi Pro Filler
for plug trays
hanging baskets
and pots.



Insta Potter Pro
for potting of bare
root plants into
containers.

Grow
with a
PRO 

1-800-443-6398
www.bouldinlawson.com

BROAD SPECTRUM PREVENTION OF ALGAE, BACTERIAL & FUNGAL PATHOGENS



Use ZeroTol on plant material to control a broad spectrum of bacterial and fungal plant diseases such as Botrytis, Powdery Mildew, and Downy Mildew.



Use TerraClean in drip irrigation systems at any stage of plant growth as a soil treatment for the control of Phytophthora and Pythium.

Call us toll-free at 1-888-273-3088
or visit us online at www.biosafesystems.com

crop cultivation

The chemical moves from the roots to the shoot tips, where it acts to inhibit subsequent stem elongation. PGR drenches have been used on poinsettias for years, and have traditionally been applied late in the

crop once plants reach a desirable height. However, a late drench can reduce the size of developing bracts. Dr. Jim Barrett at the University of Florida reviewed the benefits of drench applications on poinsettias

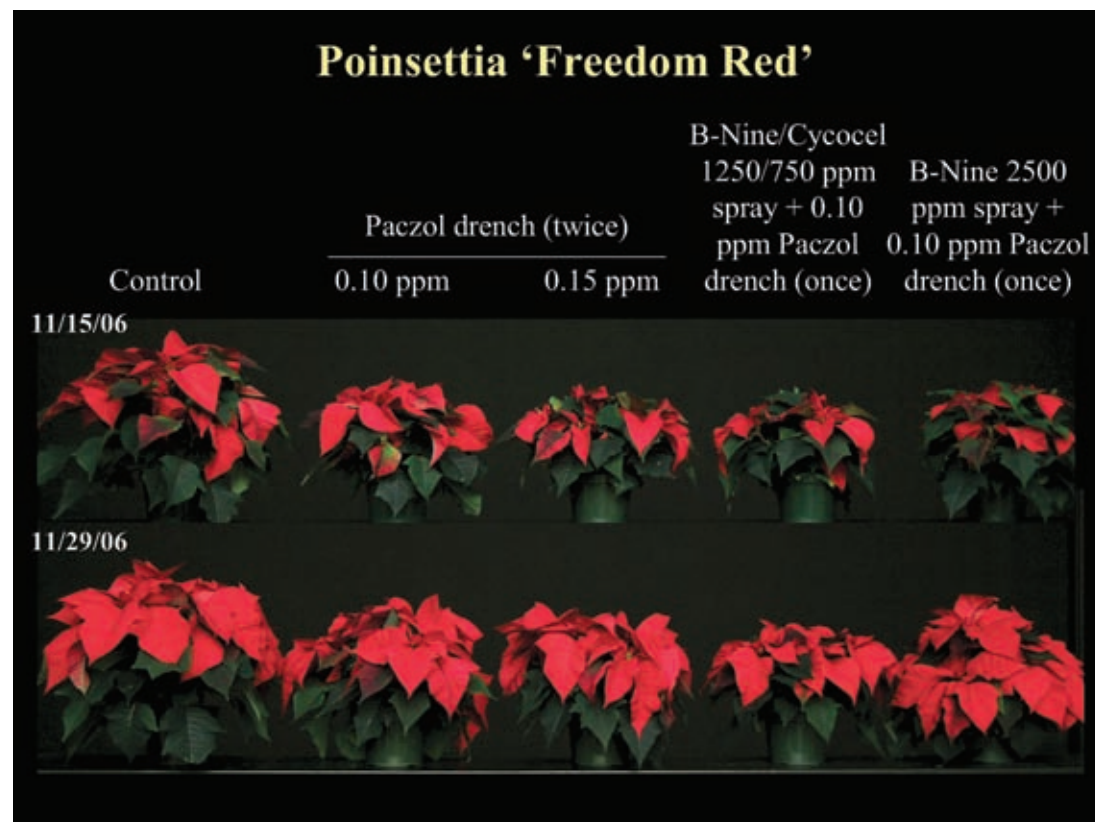


Figure 2. Effects of two early Paczol media drenches, a B-Nine + Cycocel foliar spray followed by a Paczol drench, or a B-Nine spray followed by a Paczol drench on poinsettia 'Freedom Red'. PGR applications were made on Sept. 20, 2006, and Oct. 11, 2006. Short days started on Oct. 4, 2006, and the dates indicate when photographs were taken of representative plants in each treatment.




Figure 3. Effects of two early Paczol media drenches or a B-Nine + Cycocel foliar spray followed by a Paczol drench on poinsettia 'Orion'. PGR applications were made on Sept. 7, 2005, and Sept. 21, 2005. Short days started on Sept. 20, 2006, and photographs were taken of representative plants in each treatment on Nov. 18, 2005.

in the August 2004 issue of *GPN* (<http://www.onhort.com/articles/p42Barrett1.pdf>). Drenches can be applied throughout the growing season, can have less of a negative impact on bract size compared to foliar sprays and have a longer period of activity than sprays.

In this article, we compare the efficacy of low-dose and early drench applications of Paczol (paclobutrazol) alone or in com-

bination with a spray application of B-Nine (daminozide) with or without Cycocel (chlormequat chloride). This article presents research-based information generated from trials we have conducted in the past two years on five popular cultivars and response groups of poinsettias grown under northern U.S. conditions. Our objectives were 1) to determine a desirable early application drench

rate during poinsettia production using graphical tracking and 2) to evaluate if early drenches of paclobutrazol reduce bract size or delay time to anthesis.

Experimental Protocol

'Freedom Red', 'Prestige' and 'Orion' poinsettia plants were delivered to the Michigan State University (MSU) floriculture

Treatments	Rate (ppm)
Control	N/A
Paczol drench	0.10
Paczol drench	0.15
B-Nine + Cycocel spray (1st app.) and Paczol drench (2nd app.)	1,250 + 750
*B-Nine spray (1st app.) and Paczol drench (2nd app.)	2,500
	0.10
*Year 2 only	

Figure 4. PGR treatments and application rates used in Years 1 and 2.

Cultivar	Year	Pinch date	Start of short days	1st application	2nd application
'Freedom Red'	1	Aug. 30	Sept. 30	Sept. 21	none
'Prestige'	1	Aug. 29	Sept. 20	Sept. 14	Sept. 21
'Orion'	1	Aug. 17	Sept. 20	Sept. 7	Sept. 21
'Freedom Red'	2	Aug. 30	Oct. 4	Sept. 20	Oct. 11
'Freedom Pink'	2	Aug. 30	Oct. 4	Sept. 20	None
'Snowcap White'	2	Aug. 30	Oct. 4	Sept. 20	Oct. 11

Figure 5. Dates of pinch, start of short days and PGR applications during Years 1 and 2 for each poinsettia cultivar.

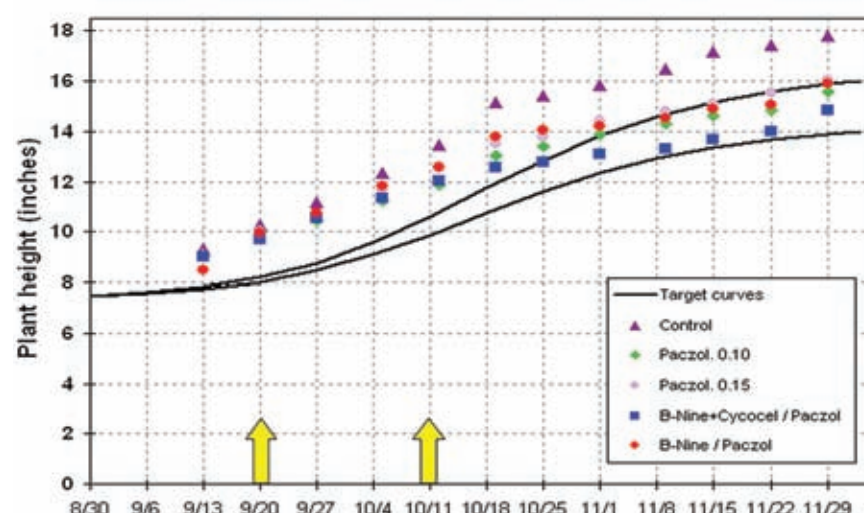


Figure 6. Graphical tracking of poinsettia 'Snowcap White'. Solid lines represent the target curves. PGR treatments were made on Sept. 20, 2006, and Oct. 11, 2006, as indicated by the yellow arrows. Paczol was applied as a media drench at 0.10 or 0.15 ppm; B-Nine + Cycocel (1,250 + 750 ppm) or B-Nine alone (2,500 ppm) were applied as foliar sprays and were followed by a 0.10-ppm drench of Paczol.

NEW FOR 2008

HEUCHERA 'GEORGIA PEACH'

NEW FOR 2008

HEUCHERELLA 'ALABAMA SUNRISE'

OUR TOP SELLER

HEUCHERA 'MIDNIGHT ROSE'

Write in 735

FLOOD FLOOR design +install

EVERY GOOD BUSINESS IS BUILT FROM THE GROUND UP

905-980-1298

www.tradewind-construction.com

TRADEWIND CONSTRUCTION LTD

Write in 734

crop cultivation

research greenhouses from Henry Mast Greenhouses, Byron Center, Mich., on Aug. 31, 2005 (Year 1). In Year 2, 'Freedom Red', 'Freedom Pink' and 'Snowcap White' rooted cuttings were received from the

Paul Ecke Ranch, Encinitas, Calif., on Aug. 2, 2006. All plants were grown in 6½- or 6-inch pots and were pinched to the sixth node from the soil level soon after roots reached the container edges. At

MSU, plants were grown in a glass-glazed greenhouse with a constant temperature setpoint of 68° F. The plants were grown under a 16-hour photoperiod consisting of natural daylengths with

lighting provided from high-pressure sodium lamps until the start of short days (SD). The SD photoperiod was nine hours and was maintained by pulling black cloth over the crop from 5 p.m. to 8 a.m. All plants were spaced on 14-inch centers.

In both years, drench applications of Paczol at 0.10 or 0.15 ppm were applied to the media at a volume of 4 fl.oz. per pot. The single foliar spray application of B-Nine + Cycocel (1,250 ppm + 750 ppm) or B-Nine alone (2,500 ppm) was delivered with a sprayer at a rate of 2 quarts per 100 sq.ft. A surfactant (Capsil) was included in all spray applications to improve chemical contact with the foliage. After the foliar sprays, a 0.10-ppm drench of Paczol was provided if plant height exceeded the graphical tracking curve. PGR treatments and rates used are provided in Table 1 (Figure 4); crop production and PGR application dates are shown in Table 2 (Figure 5). The target finish height for all cultivars was 14-16 inches.



Galed
TUBE & CONDUIT
Galed® greenhouse steel tubing
manufactured by Albest Tube & Conduit

Instant Garden Center Just Add Plants!



The Garden Mart® features unparalleled strength and Slide-Side natural ventilation.



High-capacity, integrated benching provides a cascade of plant color while saving you time and money.



Four runs of purlins display your hanging baskets attractively and within easy reach for customers.



The SNAP2000® connector system simplifies setup time making the Garden Mart one of the easiest seasonal greenhouses to erect.

Nothing could be faster than setting up a **Garden Mart®** for added spring plant sales. We've engineered the leading seasonal retail greenhouse to set up quickly and hold a massive amount of flats and hanging baskets. It protects your plants and provides your customers with shopping comfort in any weather. The built-in display benching, tool-less Snap2000 assembly, unparalleled strength, and Slide-Side natural ventilation make the Garden Mart the best value in seasonal retail greenhouses. You can assemble your own garden center in a matter of hours and be selling in no time flat. Just add plants! Call **800-852-3443** or visit **www.poly-tex.com** for a free catalog.



where fresh ideas are grown®

Data Collection

For each treatment, the height of each plant was measured weekly from the base of the pot to the apex of the tallest shoot. When two branches reached visible anthesis (first pollen shed), bract length and width of the tallest two bracts were measured and bract area was determined by using the formula for the area of an ellipse (long axis × short axis × π)/4.

Effects on Plant Height

'Freedom Red'. In Years 1 and 2, the final height of untreated control poinsettia 'Freedom Red' plants was 15½ and 15¾ inches, respectively. In the first year, one early drench application of 0.10-ppm Paczol inhibited stem extension and plants finished at 14 inches. In the second year, two applications of 0.10-ppm Paczol provided excessive height control and plants finished ¾ inch shorter than desired (Figures 1 and 2). In both years, two Paczol drench applications at 0.15 ppm produced finish plants that were marginally shorter than the desired height. The spray application of B-Nine + Cycocel with or without 0.10-ppm Paczol resulted in plants that were about 1 inch shorter than the desired height. Plants treated

with a B-Nine spray followed by a drench application of 0.10-ppm Paczol produced plants that were 2½ inches shorter than plants that received no PGR application.

'Orion'. Final height of untreated poinsettia 'Orion' was 14½ inches. Plants that received two early drench applications of 0.10-ppm Paczol were at or near the minimum desired market height (Figure 3). Two drenches of 0.15-ppm Paczol suppressed stem extension too much and finish plants were about 1 inch shorter than the desired minimum height. Similarly, a spray application of 1,250-ppm B-Nine + 750-ppm Cycocel followed by a drench application of 0.10-ppm Paczol provided excessive height control; plants were 2-3 inches shorter than the desired minimum target height.

'Prestige'. Poinsettia 'Prestige' did not require any growth regulation because the average control final height was less than 14 inches. Two early drench applications of either 0.10- or 0.15-ppm Paczol suppressed final plant height by about one-third of an inch. The spray application of B-Nine + Cycocel followed by the Paczol drench produced plants that were 2-3 inches shorter than the desired minimum height of 14 inches.

'Freedom Pink'. The final plant height of untreated plants was 14½ inches, and therefore only one early Paczol drench was applied. One application of 0.10- or 0.15-ppm Paczol suppressed final plant height by about 1½ inches. The B-Nine + Cycocel spray produced plants that were 2 inches shorter than the control. A single spray application of 2,500-ppm B-Nine inhibited stem extension by ¾ inch compared to the control plants.

'Snowcap White'. Poinsettia 'Snowcap White' is an aggressive cultivar, and finish plant height of plants that did not receive a PGR application was 17½ inches (Figure 6). Two early drench applications of 0.10-ppm Paczol inhibited stem extension by about 2½ inches. Two drench applications of 0.15-ppm Paczol or a spray application of 2,500-ppm B-Nine and a later drench of 0.10-ppm Paczol produced plants with a final plant height near the

maximum desired height. A spray application of B-Nine + Cycocel followed by a 0.10 ppm drench of Paczol produced plants that were an average of 14¼ inches in height.


Bract Size and Time to Anthesis

In general, the greatest reduction in bract area was observed in plants sprayed with a combination of B-Nine + Cycocel with

or without a drench of Paczol. Bracts of 'Freedom Red', 'Orion', 'Prestige' and 'Snowcap White' were somewhat smaller but still acceptable with an application of Paczol alone or in combination ▶

Power Packed...

the NEW! Hosta TC 72-Cell Plug




- Virus-Free
- 17 High Demand Varieties
- Strong Availability (15,000 to 250,000) depending on variety

Our 72 cell Hostas make planting easier and crop uniformity is noticeably better when compared to root divisions. Planting at the proper time is critical to the development of all Hostas. Our 72 cells should be planted to the final container no later than June 30 in order to insure proper root development and adequate time to mature prior to dormancy.

HOSTA VARIETIES

- Hosta Abba Dabba Do
- Hosta Blue Angel
- Hosta Christmas Tree
- Hosta Fire and Ice
- Hosta Fragrant Blue
- Hosta Fragrant Bouquet
- Hosta Francee
- Hosta Great Expectations
- Hosta Minute Man
- Hosta Pilgrim
- Hosta Patriot
- Hosta Queen Josephine
- Hosta Sieboldiana Elegans
- Hosta Sum and Substance
- Hosta So Sweet
- Hosta Krossa Regal
- Hosta Wide Brim

For Broker information log on to: www.northwesthort.com ph. 800/459-3142

 Northwest Horticulture
951 Allison Road • Mabton, WA 98935



Baccto. A better variety.

All of our Baccto professional pH-stable mixes start with a unique sphagnum, harvested from our Michigan bogs.

To the sphagnum we add precise amounts of lime, aggregates, wetting agents, and balanced nutrients. We then carefully screen and blend our mixes to ensure the consistency you need, bag after bag. You can count on these mixes to provide the right balance of air porosity and water holding capacity and to be formulated with only the highest quality ingredients. Premium raw materials, carefully formulated and blended. That's what makes Baccto professional mixes a better variety of planting mix.

BACCTO®

MICHIGAN PEAT COMPANY

P.O. Box 980129 • HOUSTON, TEXAS 77098-0129

800/324-7328 • FAX 713/522-9060

www.michiganpeat.com

© 2007 MICHIGAN PEAT COMPANY

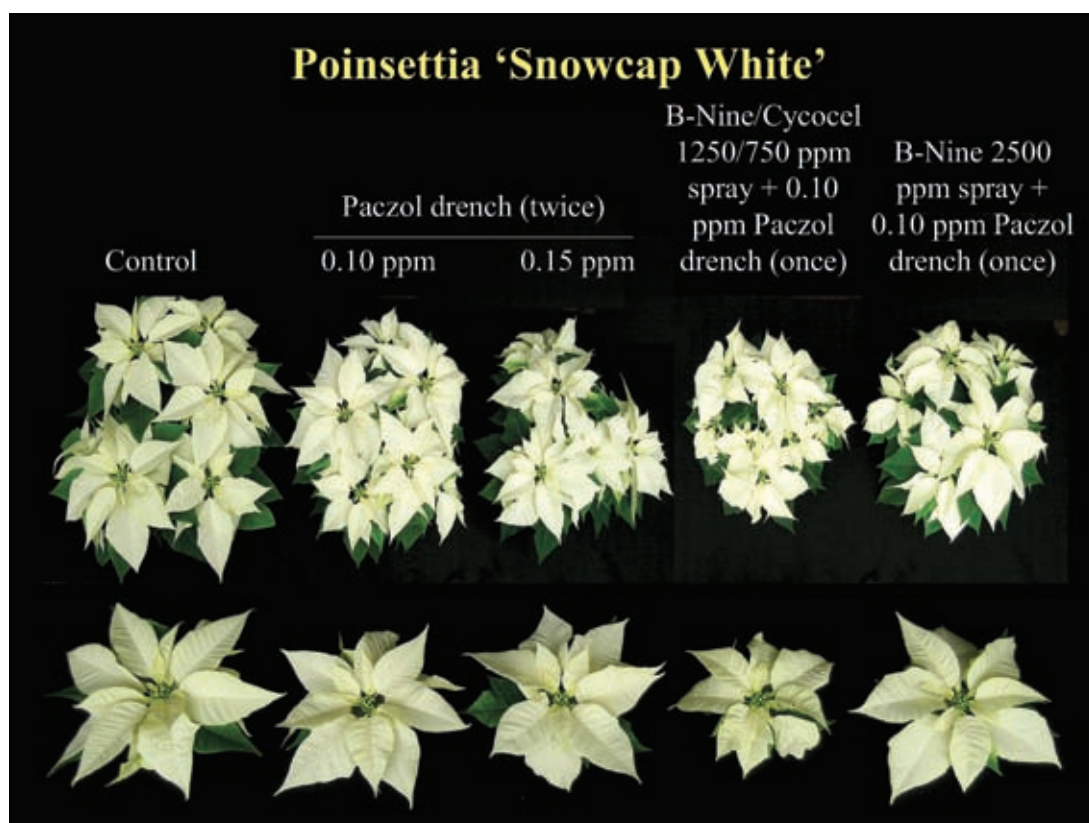


Figure 7. Effects of two early Paczol media drenches, a B-Nine + Cycocel foliar spray followed by a Paczol drench, or a B-Nine spray followed by a Paczol drench on poinsettia 'Snowcap White'. PGR applications were made on Sept. 20, 2006, and Oct. 11, 2006. Short days started on Oct. 4, 2006, and photographs were taken of representative plants in each treatment on Dec. 3, 2006.

with a spray application of B-Nine (Figures 1, 3 and 7). For example, the two 0.15-ppm Paczol drenches reduced bract area of 'Freedom Red', 'Freedom Pink', 'Orion', 'Prestige' and 'Snowcap White' by 32 percent, 12 percent, 13 percent, 10 percent and 10 percent, respectively. Paczol did not influence time to anthesis in any of the tested cultivars.

Conclusions

Our results indicate that one or two early, low-dose drench applications of Paczol can effectively suppress plant height of poinsettia 'Freedom Red', 'Freedom Pink', 'Orion', 'Prestige' and 'Snowcap White' with minimal effects on final bract area. Cultivars such as 'Orion', 'Prestige' and 'Freedom Pink' are less aggressive and may only require one early drench application. In contrast, the more aggressive 'Snowcap White' and 'Freedom Red' may need slightly higher rates or a second early drench application. Based on these results, we suggest growers in the northern United States experiment with early drenches of around 0.10-ppm Paczol for less aggressive poinsettia cultivars and 0.15 ppm for more aggressive ones. Depending on crop spacing and environmental conditions, a second drench application may be needed.

We recommend growers graphically track plant height of all cultivars to determine the appropriate PGR application times. Subsequent drench applications should be applied

conservatively, as we found that more than one application may result in final plant height below the desirable market height. Paczol had no effect on time to anthesis in any of the cultivars. **GPN**

Roberto Lopez is assistant professor and floriculture extension specialist at Purdue University. Erik Runkle is associate professor and floriculture extension specialist in the Department of Horticulture at Michigan State University. Runkle can be reached at runkleer@msu.edu or (517) 355-5191.

Author's note: The authors wish to thank Chemtura Crop Protection for their financial support of this project. We express our sincere appreciation to Henry Mast Greenhouses and The Paul Ecke Ranch for their generous donations of plant material, Michigan Grower Products for its donations of media and The Blackmore Co. for its donations of fertilizer. We also thank Jill Card, Nate Durussel and Mike Olrich for greenhouse assistance and data collection.

LearnMore For more information related to this article, go to www.gpnmag.com/lm.cfm/gp080701

Reader Interest Review Please write in the appropriate number on the Reader Service Card to indicate your level of interest in this article.
High 1500 Medium 1501 Low 1502



Performance.
Start to finish.



**With Baccto
Professional Grower's Mix.**

Our new Professional Grower's Mix is a lightweight, ready-to-use formulation that starts with unique, high-quality sphagnum peat moss from our Michigan bogs, carefully screened for consistency. A wettable formula, it offers a balance of key nutritional elements with everything you need to provide a consistent, high-quality growing environment for your crops. It's just another reason Baccto is a better variety.

BACCTO®

MICHIGAN PEAT COMPANY
P.O. Box 980129
HOUSTON, TEXAS 77098-0129
800/324-7328
FAX 713/522-9060
www.michiganpeat.com

© 2007 MICHIGAN PEAT COMPANY